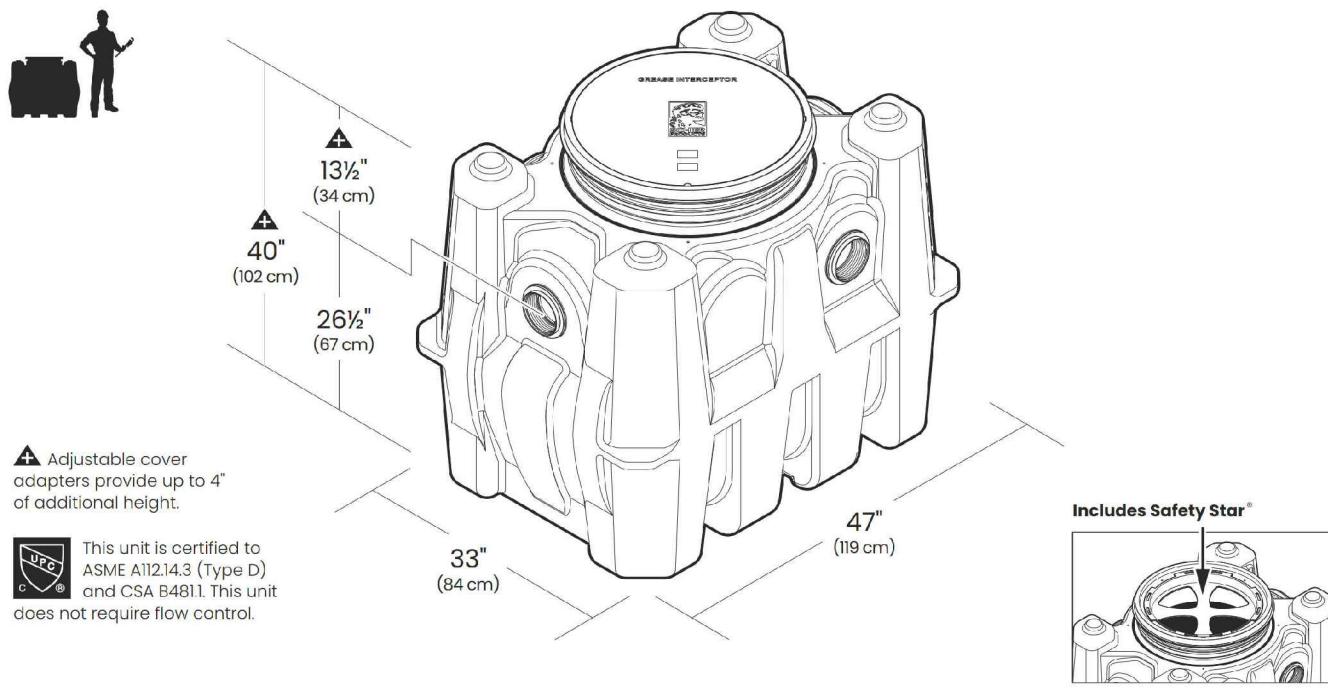


M:\Projects\CG\bauchalter\CG-20050504-Production\Engineering\Construction Drawings\CGR-DETAILS.dwg, 8/10/2021 11:02:16 AM, Micallef, Lauren

## SPECIFICATION AND SUBMITTAL

### GB-75 75 GPM Great Basin™ Indoor/Outdoor Grease Interceptor



#### SUBMITTAL Standard

**Location:** Indoor/Outdoor  
**Installation:** Above/below grade  
**Flow Rate / Grease Capacity:** 75 gpm (2.7 L/s) / 981 lbs. (381 kg) / 189 gal. (447 L)  
**Removal Efficiency at the Rated Capacity:** 95.8%  
**Rated Capacity:** 95.8%  
**Liquid Capacity:** 125 gal. (473 L)  
**Weight:** 150 lbs. (68 kg)  
**Connections:** 4" FPT with 4" plain end adapters, single inlet and triple outlet  
**Covers:** Cast iron cover, pickable 24" gas/water tight, H-20 rated, proof-load tested to 40,000 lbs.  
**Access Restrictor:** Safety Star™ (450 lb. rating) built into cover adapter

#### Options

- 6" plain end inlet/outlet (straight-through) with dual pumpout/port connections
- 6" FPT inlet/outlet (stainless steel, straight-through)
- 10" (fixed outlet)
- C24H2 Composite covers, bolted 24" gas/water tight, traffic load rated for 16,000 lbs.

#### Accessories

- FCR2 1/4" - 3/4" field cut riser
- FCR2 (x3) 1/4" - 3/4" field cut risers
- CA2 Adapter for 24" corrugated pipe riser
- PP3 Pumpout port
- AK1 High water anchor kit
- ATDI Cover adapter tie-down kit
- PLAIN-EA-24 2" plain end fitting
- FPT-EA-24 4" x 3" FPT fitting
- FPT-EA-23 3" x 2" FPT fitting
- CC2 Integral membrane clamping collar kit

#### Approval

Signature: \_\_\_\_\_ Date: \_\_\_\_\_ Company: \_\_\_\_\_  
Specifying Engineer: \_\_\_\_\_ Engineering Firm: \_\_\_\_\_

SCHIER	MODEL NUMBER: GB-75	DESCRIPTION: 75 GPM Polyethylene Grease Interceptor
PART #: 4045-007-01	DWG BY: B. Korner	DATE: 8/28/2020 REV: ECO

page 1 of 4

**SPECIAL PRECAUTIONS**  
For Schier Grease Interceptor Installations - Failure to follow this guidance voids your warranty

**WARNING!** DO NOT AIR TEST UNIT OR RISER SYSTEM! Doing so may result in property damage, personal injury or death.

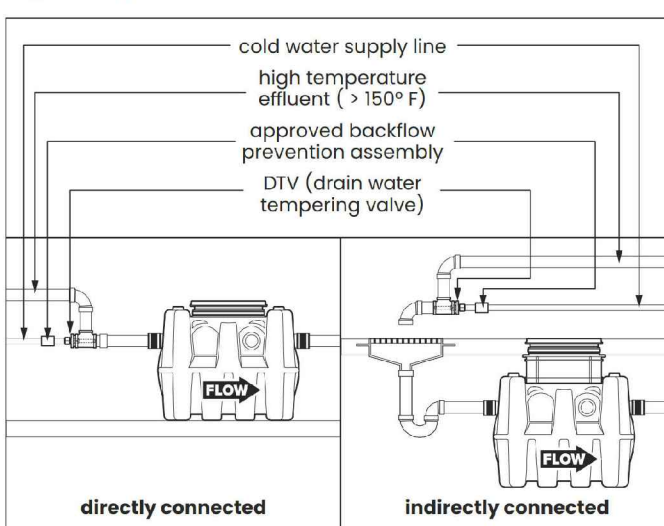
**CAUTION!** Do not install this unit in any manner except as described in these instructions.

#### Installation Instructions

Installation instructions and additional components are included with the interceptor. Read all instructions prior to installation. This interceptor is intended to be installed by a licensed plumber in conformance with all local codes.

**Provide at least 16" clearance above unit for routine maintenance.**

#### High Temperature Kitchen Water



If water is entering the interceptor at excessive temperature (cover 150°F), a drain water tempering valve (DTV) and approved backflow prevention assembly must be installed. Most state and local plumbing codes prohibit water above 150°F being discharged into the sanitary sewer. Water above 150°F will weaken or deform PVC Schedule 40 pipe, poly drainage features like interceptors and erode the coating of cast iron (leading to eventual failure).

#### ODOR ALERT!

Interceptor is not a sewer gas trap. All upstream fixtures must be trapped.

#### ODOR ALERT!

Do not install air gap on outlet side of interceptor.

#### Fully Support Base of Unit

Install unit on solid, level surface in contact with the entire footprint of unit base

#### Support Inlet and Outlet Piping

For above grade installations ensure heavy inlet and outlet piping (such as cast iron or long run) is properly supported or suspended during the entire installation process to prevent connection failure or damage to bulkhead fittings

#### Suspended Installations

Design trapeze to support the wet weight of the unit. Do not partially support unit or suspend unit using metal U-channel to create a trapeze.

#### DO NOT USE CAST IRON COVERS IN ABOVE GRADE OR INDOOR INSTALLATIONS

Use composite cover C24H2 for above grade installations

SCHIER	MODEL NUMBER: GB-75	DESCRIPTION: 75 GPM Polyethylene Grease Interceptor
PART #: 4045-007-01	DWG BY: B. Korner	DATE: 8/28/2020 REV: ECO

page 2 of 4

**SPECIAL PRECAUTIONS**  
For Schier Grease Interceptor Installations - Failure to follow this guidance voids your warranty

**Secure Cover Adapters**  
Cover adapters must be secured to base units in above grade installations with increased head pressure conditions. Use cover adapter tie-down kit model ATDI.

**Below Grade Installation Slab Requirements**  
A concrete slab to finished grade with rebar is required when installing interceptor below grade.

**Installations with Risers**  
3 FCR2 Risers Max

**Max Water Level**  
Risers are not designed to retain water

**Hydrostatic/Pressure Slabs**  
When installed under a hydrostatic slab (slab designed to withstand upward lift, usually caused by hydrostatic pressure) interceptor must be enclosed in a watertight concrete vault.

**DO NOT COMPACT BACKFILL MECHANICALLY**  
Compact by hand only

#### High Water Table Installations

Interceptors and risers are not designed to withstand water table height in excess of the top of the unit when buried (see figure). If it is possible for this to occur, install the interceptor and risers in a water-tight concrete vault or backfill with concrete or flowable fill (wet concrete and flowable backfill should be poured in stages to avoid cracking the interceptor). At risk areas include but are not limited to tidal surge areas, floodplains and areas that receive storm water. Great Basin™ models that are direct buried in high water table scenarios must be installed with an anchor kit. Model GB-75 uses model AK1 anchor kit.

#### Corrugated Riser Pipe Requirements

Riser adapter model CA2 must be used when installing interceptors using 24" diameter corrugated pipe as a riser. This will adequately embed the cover adapter in the concrete slab, preventing cover/cover adapter failure under traffic rated loads.

SCHIER	MODEL NUMBER: GB-75	DESCRIPTION: 75 GPM Polyethylene Grease Interceptor
PART #: 4045-007-01	DWG BY: B. Korner	DATE: 8/28/2020 REV: ECO

page 3 of 4

## SPECIFICATIONS

- NOTES**
- 4" FPT with 4" plain end adapters, single inlet and triple outlet
  - Unit weight - w/cover iron cover: 190 lbs.; w/composite cover: 135 lbs. (For wet weight add 100 lbs.)
  - Maximum operating temperature: 150°F continuous
  - Capacities - Liquid: 125 gal.; Grease: 981 lbs.; Solids: 91 gal.
  - This unit does not require flow control.
  - For gravity drainage applications only.
  - Do not use for pressure applications.
  - Cover placement allows full access to tank for proper maintenance.
  - Vent not required unless per local code.
  - Engineered inlet and outlet diffusers are removable to inspect / clean piping.
  - Integral air relief / anti-siphon / sampling access.
  - Adjustable cover adapters provide up to 4" of additional height.
  - Fixed outlet models (-FC) have inlet and outlet permanently welded at the factory in the straight-through (B) position.
  - Flow rates are based on 2-minute drain time.
  - Safety Star™ access restrictor built into cover adapter, prevents accidental entry to tanks (ASD rating)

**DIFFUSION FLOW TECHNOLOGY**  
The inlet diffuser reduces turbulence, creates laminar flow and allows the entire tank volume to be utilized for efficient grease separation and minimal disturbance to existing grease and sediment layers. The integral air relief / anti-siphon at the outlet diffuser top allows pressure stabilization within the unit during operation. The outlet diffuser can easily be attached to any of the three outlets provided to ease job site piping layouts.

**ENGINEER SPECIFICATION GUIDE**  
Schier Great Basin™ grease interceptor model # GB-75 shall be factory guaranteed and made in USA of seamless, rotationally-molded polyethylene. Interceptor shall be furnished for above or below grade installation. Interceptor shall be certified to ASME A12.14.3 (Type D) and CSA B481.1, with adjustable cover adapter, Safety Star™ access restrictor built into cover adapter, and three outlet options. Interceptor flow rate shall be 75 gpm. Interceptor grease capacity shall be 981 lbs. Cover shall provide water/gas-tight seal and have minimum 16,000 lbs. load capacity.

**CERTIFIED PERFORMANCE**  
Great Basin™ hydromechanical grease interceptors are third party performance tested and listed by IAPMO to ASME A12.14.3 and CSA B481.1 grease interceptor standards and greatly exceed requirements for grease separation and storage. They are compliant to the Uniform Plumbing Code and the International Plumbing Code.

Rated Grease Capacities for Units Piped in Series

No. of Units in Series	Removal Efficiency
1	75 GPM 95.8%
2	1,722 lbs.
3	2,683 lbs.
4	3,444 lbs.

SCHIER	MODEL NUMBER: GB-75	DESCRIPTION: 75 GPM Polyethylene Grease Interceptor
PART #: 4045-007-01	DWG BY: B. Korner	DATE: 8/28/2020 REV: ECO

page 4 of 4


**McADAMS**  
The John R. McAdams Company, Inc.  
2905 Meridian Parkway  
Durham, NC 27713  
phone 919. 361. 5000  
fax 919. 361. 2269  
license number: C-0293, C-187  
www.mcadamsco.com

## CLIENT

CAPITAL GROWTH BUCHALTER  
361 SUMMIT BLVD, STE 100  
BIRMINGHAM, ALABAMA  
PHONE: 205.263.4589



**STARBUCKS - BURLINGTON RD**  
MINOR SITE PLAN SUBMITTAL  
6405 BURLINGTON ROAD  
WHITSETT, NORTH CAROLINA 27377



## REVISIONS

NO.	DATE	REVISION
1	08.10.2021	REVISED PER STARBUCKS & COUNTY COMMENTS
2	-	-
3	-	-
4	-	-
5	-	-
6	-	-

## PLAN INFORMATION

PROJECT NO. CGB-20050  
FILENAME CGB20050-CVR+DETAILS  
CHECKED BY LAW  
DRAWN BY LAM  
SCALE N/A  
DATE 03.25.2021

## SHEET

## SEWER DETAILS

# C8.04

PRELIMINARY DRAWING - NOT RELEASED FOR CONSTRUCTION