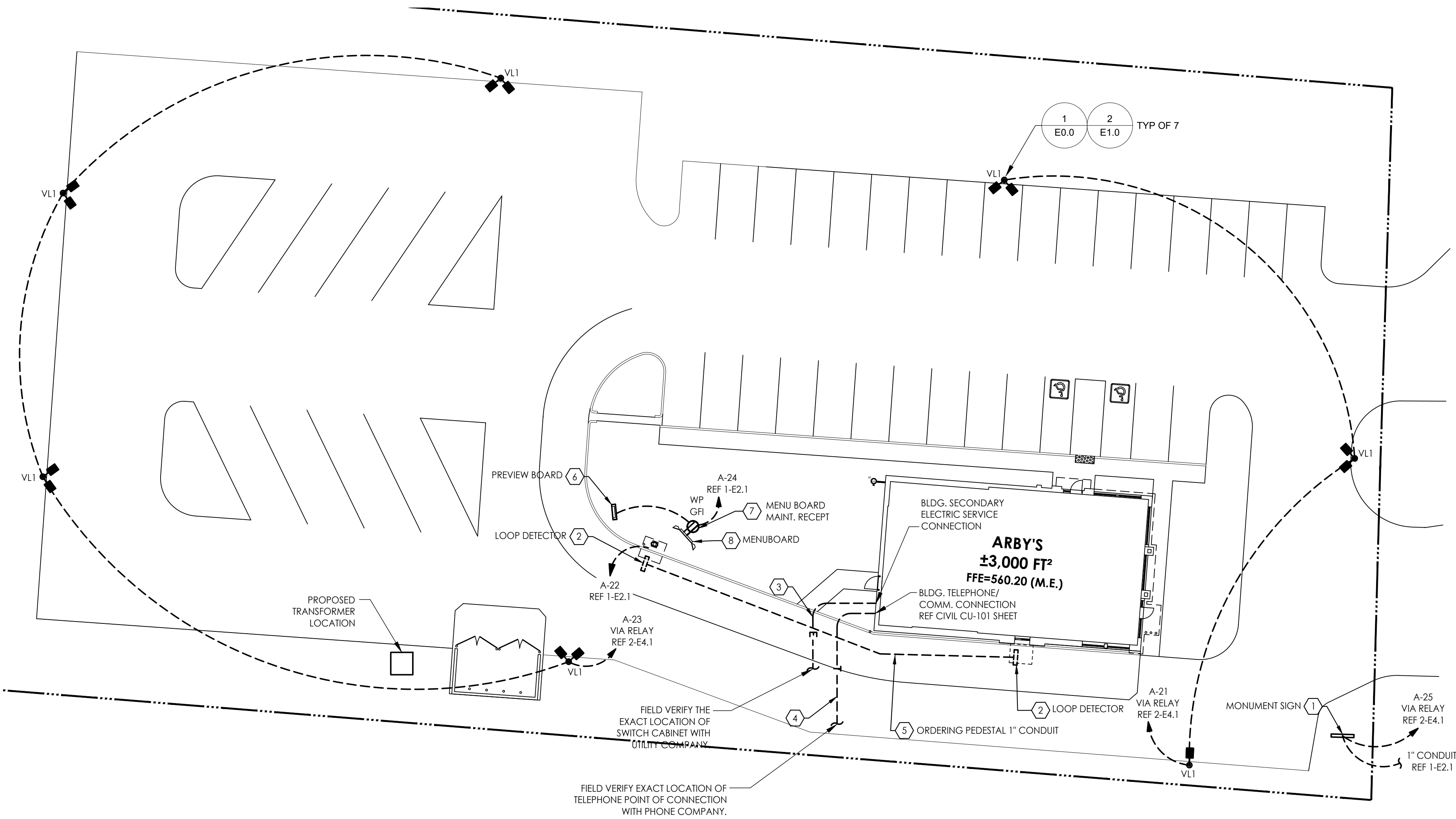


SITE LIGHTING FIXTURE SCHEDULE #						
TYPE	MANUFACTURER	CATALOG NUMBER	VOLT	WATT	QTY	DESCRIPTION
RxA	TRACE-LITE	RxA-70	120/277	70	8	(2) POLE FIXTURES @ 90° W/ 7" ARM
P	KW INDUSTRIES	STS-25	--	--	4	POLE, 25'-0"
NOTES: 1. FIXTURE FURNISHED WITH LED LAMP. 2. FIXTURE SHALL BE U.L. LISTED AND LABELED FOR WET LOCATIONS. 3. FULL CUT-OFF FIXTURES. FOR FIXTURE VERIFICATION, CONTACT PAUL GRAF OF ACCENT LIGHTING: (316) 636-1278 FAX (316)636-1280						

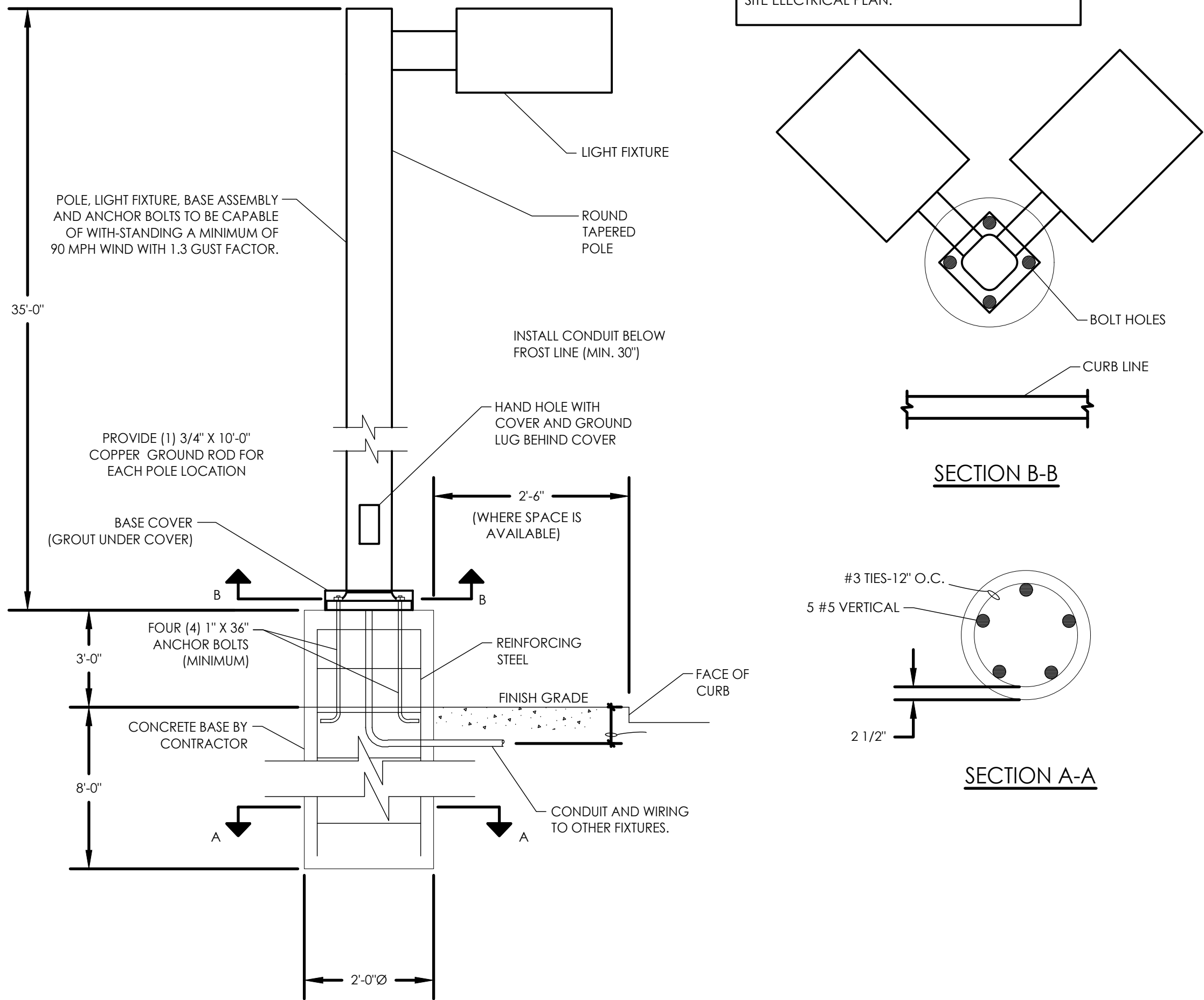
NOTE:
ELECTRICAL CONTRACTOR TO PROVIDE AS BUILT UNDER
GROUND CONDUITS SURVEY CONDUCTED PRIOR TO FINAL
INSPECTION BY UTILITY COMPANY.

SITE LIGHTING LEGEND	
	ELECTRIC SERVICE
	TELEPHONE / COMMUNICATION
	NEW PARKING LOT LIGHTS
	CONDUIT, CONCEALED IN SLAB
	PEDESTRIAN LIGHT




1 SITE LIGHTING PLAN - ELECTRICAL
NTS

- GENERAL NOTES:
- CONTRACTOR SHALL HAVE A THOROUGH KNOWLEDGE OF AND PERFORM ALL WORK IN ACCORDANCE WITH ALL APPLICABLE LOCAL, STATE, AND NATIONAL CODES AND MANUFACTURER'S RECOMMENDATIONS.
- CODED NOTES: #
- NOT USED.
 - CONTRACTOR SHALL INSTALL OWNER PROVIDED LOOP DETECTOR'S, 2" BELOW FINISH GRADE OF CONCRETE AT DRIVE THRU SPEAKER POST AND DRIVE THRU WINDOW.
 - (2) 4" SCHEDULE 40 PVC SECONDARY CONDUIT WITH PULLSTRING FROM POINT OF CONNECTION VERIFY EXACT LOCATION AND REQUIREMENTS WITH UTILITY COMPANY BEFORE WORK. UTILITY CO. CONTACT: DAVID PAULK_AEP (888)-216-3523/(405)-222-7636: 1/E-4. AND CIVIL PLAN FOR ADDITIONAL INFORMATION AND COORDINATION.
 - TELEPHONE SERVICE ENTRANCE: PROVIDE (1) 2" SCHEDULE 40 PVC CONDUIT 24" BELOW FINISHED GRADE WITH PULL STRING. CONTRACTOR SHALL COORDINATE ALL TELEPHONE COMPANY REQUIREMENTS WITH TELEPHONE COMPANY PRIOR TO BID. PROVIDE ALL MATERIAL AND FURNISH ALL LABOR NECESSARY TO COMPLY WITH TELEPHONE COMPANY REQUIREMENTS. REFER TO CIVIL PLAN FOR CONTINUATION OF CONNECTION
 - PROVIDE (1) 1 1/2" SCHEDULE 40 PVC CONDUIT 24" BELOW FINISHED GRADE WITH PULL STRING TO ORDERING PEDESTAL FOR MENU BOARD COMMUNICATION SYSTEM. RE:1/E-3.
 - BRANCH CIRCUIT CONTINUATION TO PREVIEW BOARD. COORDINATE SIGN LOCATION WITH SIGN CONTRACTOR. VERIFY CONNECTION REQUIREMENTS.
 - INSTALL WEATHER PROOF (GFI) MAINTENANCE RECEPTACLE ON BACK SIDE OF MENU BOARD. RECEPTACLE TO BE CIRCUITED WITH MENU BOARD.
 - COORDINATE MENU BOARD AND PREVIEW BOARD(S) WITH SIGN CONTRACTOR. CIRCUIT SHALL BE CONTROLLED BY SWITCH "J". RE: 2/E-2



2 POLE LIGHT DETAIL
NTS



PROPRIETARY INFORMATION NOTICE:
THESE PROTOTYPICAL DOCUMENTS MAY REQUIRE REVISIONS TO CONFORM TO LOCAL, STATE, AND FEDERAL CODES, ORDINANCES OR OTHER CONDITIONS. THE DESIGN CONCEPTS EMBODIED IN THESE DOCUMENTS ARE SPECIFICALLY FOR THIS PROJECT. INFORMATION CONTAINED HEREIN REMAINS THE SOLE PROPERTY OF ARBY'S RESTAURANT GROUP. IS CONFIDENTIAL AND PROPRIETARY AND IS NOT TO BE COPIED, REPRODUCED, DISCLOSED OR OTHERWISE TRANSFERRED TO OTHER PARTIES IN ANY FORM WHATSOEVER WITHOUT THE EXPRESS WRITTEN CONSENT OF ARBY'S RESTAURANT GROUP.

Arby's
Copyright 2020 by Arby's Restaurant Group

ARBY'S RESTAURANT GROUP
INSPIRE DUAL REGULAR 40 - STANDARD
1632 AR-25 BYPASS
HEBER SPRINGS, AR 72543
FOR
RB AMERICAN GROUP, LLC
6200 OAK TREE BLVD., SUITE 250, INDEPENDENCE, OHIO 44131

PROJECT NUMBER:	
ISSUE	DATE
PRELIMINARY	
PERMIT	
BID	
REVISION	

SITE LIGHTING ELECTRICAL PLAN

SHEET:
E1.0